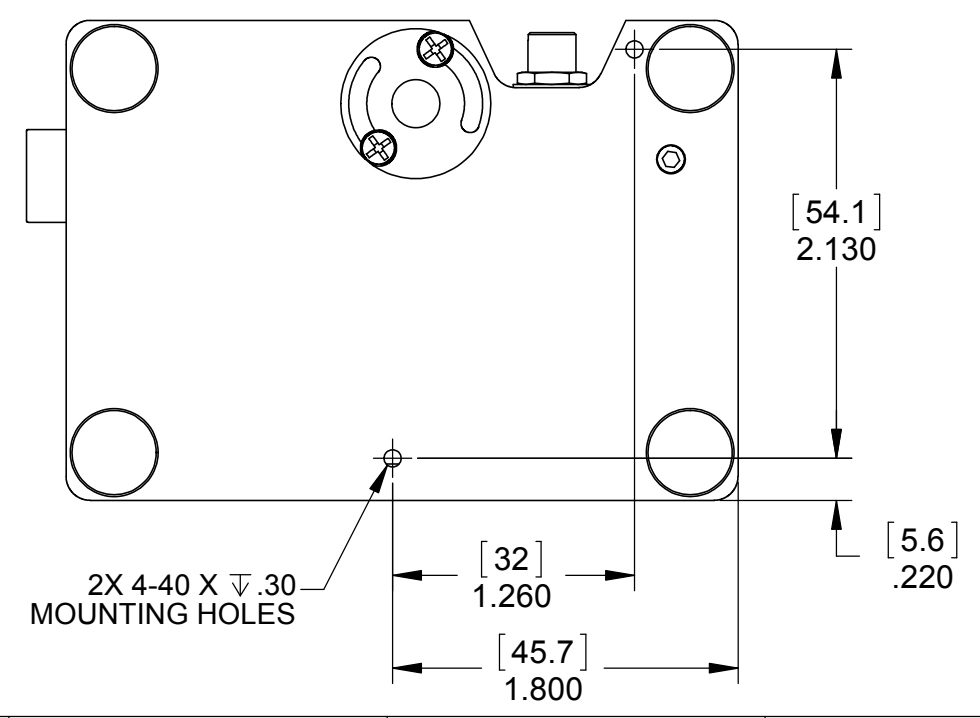
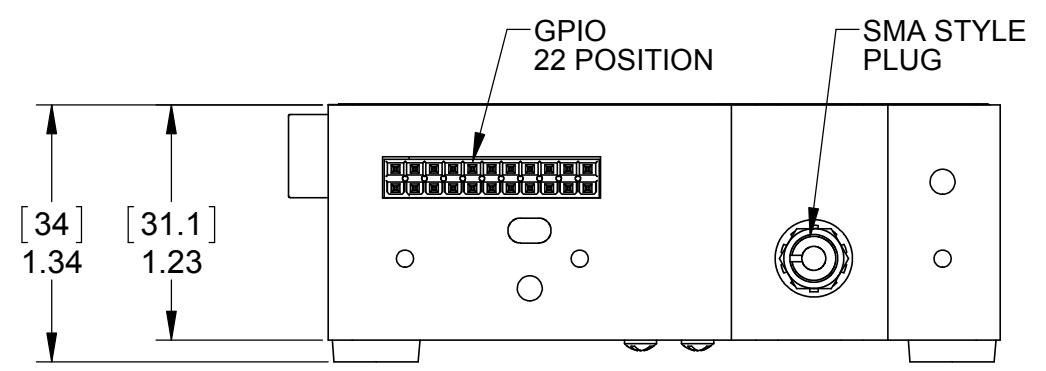
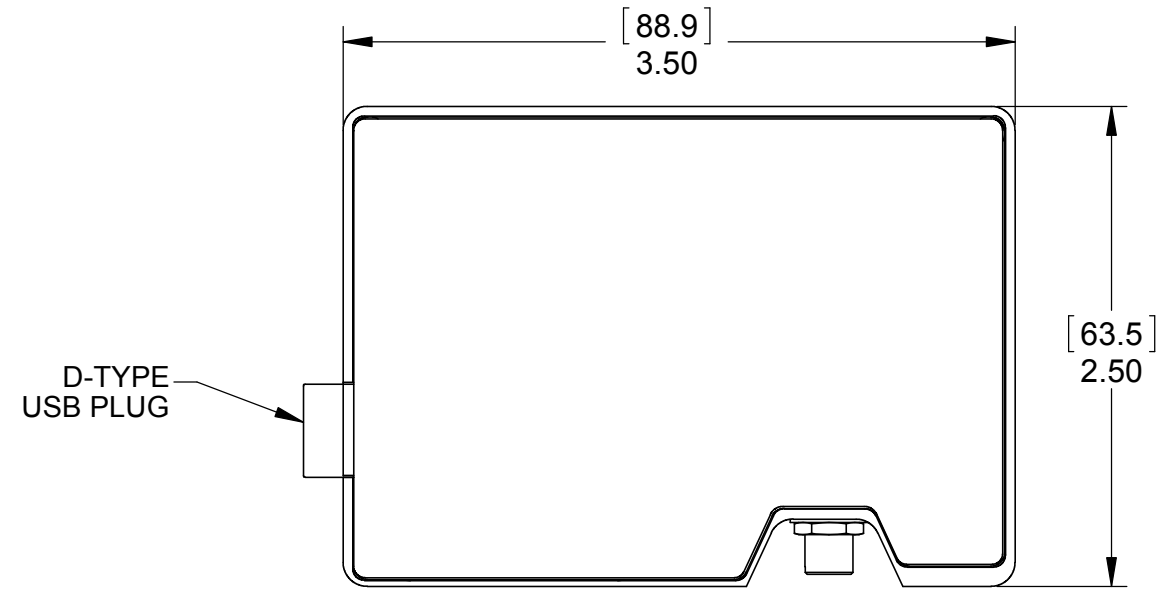

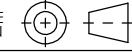


REVISION				
REV	DESCRIPTION	ECN	DATE	BY
01				

GENERAL NOTES:
(UNLESS NOTED OTHERWISE)

1. All dimensions subject to change without notice.
2. For STEP file see: 270-00000-00_CD.step



 830 Douglas Ave. Dunedin, FL 34698 727 733 2447 www.oceanoptics.com	- DIMENSIONS IN INCHES - UNLESS OTHERWISE NOTED		DATE	NAME	TITLE: USB2000+ SPECTROMETER ASSEMBLY	
	.X	±.030	MODELED	09/17/2014		R. BROSILOW
	.XX	±.015	DRAWN	09/17/2014		R. BROSILOW
	.XXX	±.005				
	.XXX	±.005				
	.XXXX	±.0005				
	Angular ±0.5°					
	THIRD ANGLE PROJECTION				PART NO. 270-00000-000_CD	
PROPRIETARY AND CONFIDENTIAL THE INFORMATION CONTAINED IN THIS DRAWING IS THE SOLE PROPERTY OF OCEAN OPTICS, INC.		INTERPRET GEOMETRIC TOLERANCING PER: ANSI Y14.5	COMMENTS:		SIZE B	
ANY REPRODUCTION IN PART OR AS A WHOLE WITHOUT THE WRITTEN PERMISSION OF OCEAN OPTICS, INC. IS STRICTLY PROHIBITED. DO NOT SCALE DRAWING		MATERIAL			DWG. NO. 270-00000-000_CD	
		FINISH			REV 01	
			RELEASED		SCALE: N/A	
			0.333	SHEET 1 OF 1		