

Bulb module replacement

SPECEL-2000 UV-VIS-NIR



Revision 032011

Read this manual before you attempt to use this instrument

Maintenance and Service

1.Safety Instructions

2.Bulb module replacement

1. Safety Instructions



**• WARNING!
dangerous voltages present
disconnect the power supply**


WARNING: UV radiation

2. Bulb module replacement

- Shut down the computer***
- Disconnect the USB cable***
- Disconnect the serial cable***
- Disconnect the power supply***




Remove the 5 screws and the housing




BULB MODULE

Unplug the serial cable and the fiber very carefully




Unscrew the 4 screws

Don't forget the washer for the screws





Remove the bulb very carefully to the left direction from the socket !



Do all steps in reverse direction !

